




K-5 OSLIS Resources

<http://www.oslis.org>

Fall 2006



http://www.oslis.org



OSLIS - Oregon School Library Information System - Microsoft Internet Explorer

Address <http://www.oslis.org/>

Oregon School Library Information System

Main Site Links:
Click here

Home About OSLIS Site Map Site Help Contact Us

Bringing Information to Oregon Students

Announcements

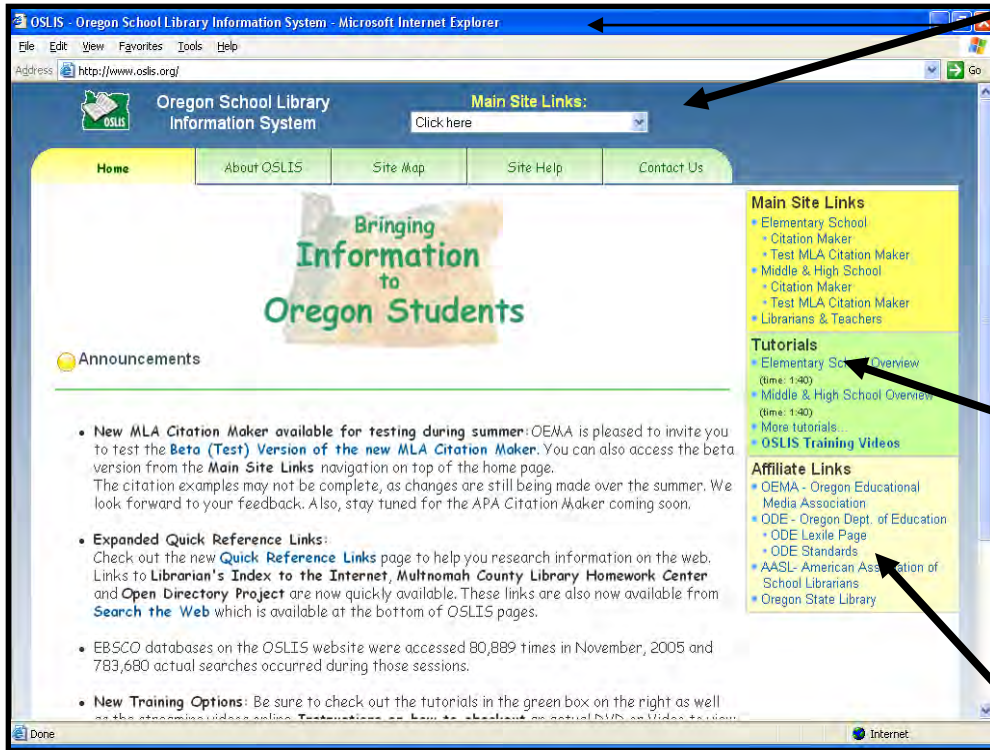
- **New MLA Citation Maker available for testing during summer:** OEMA is pleased to invite you to test the **Beta (Test) Version of the new MLA Citation Maker**. You can also access the beta version from the **Main Site Links** navigation on top of the home page. The citation examples may not be complete, as changes are still being made over the summer. We look forward to your feedback. Also, stay tuned for the APA Citation Maker coming soon.
- **Expanded Quick Reference Links:** Check out the new **Quick Reference Links** page to help you research information on the web. Links to **Librarian's Index to the Internet**, **Multnomah County Library Homework Center** and **Open Directory Project** are now quickly available. These links are also now available from **Search the Web** which is available at the bottom of OSLIS pages.
- EBSCO databases on the OSLIS website were accessed 80,889 times in November, 2005 and 783,680 actual searches occurred during those sessions.
- **New Training Options:** Be sure to check out the tutorials in the green box on the right as well as the streaming videos online. Test tutorials or how to check out an actual DVD or Video review.

Done Internet



The OSLIS website provides access to online databases as well as support materials for their use.


Homepage Resources



Level resources linked from both far right yellow box and the Main Site links yellow box at the top.

Tutorials for new users in right green box. Videos go thru a full OSLIS training.

Resources from affiliates too. ODE link to Lexiles is useful!



Quick References



OSLIS - Oregon School Library Information System - Microsoft Internet Explorer

Address: http://www.oslis.org/

Announcements

- **New MLA Citation Maker available for testing during summer:** OEEMA is pleased to invite you to test the **Beta (Test) Version of the new MLA Citation Maker**. You can also access the beta version from the **Main Site Links** navigation on top of the home page. The citation examples may not be complete, as changes are still being made over the summer. We look forward to your feedback. Also, stay tuned for the APA Citation Maker coming soon.
- **Expanded Quick Reference Links:** Check out the new **Quick Reference Links** page to help you research information on the web. Links to **Librarian's Index to the Internet**, **Multnomah County Library Homework Center** and **Open Directory Project** are now quickly available. These links are also now available from **Search the Web** which is available at the bottom of OSLIS pages.
- EBSCO databases on the OSLIS website were accessed 80,889 times in November, 2005 and 783,680 actual searches occurred during those sessions.
- **New Training Options:** Be sure to check out the tutorials in the green box on the right as well as the streaming videos online. **Instructions on how to checkout** an actual DVD or Video to view on copy are located in the Announcement Archive below under the **10/19/05** message.

[Announcement Archive](#)

Schools and Librarians new to OSLIS: [Click here to get started.](#)
[Click here for OSLIS Bookmarks](#)
Contract your School Librarian for Home Access Information.

Home | Site Map | Contact Us | ©2006 OSLIS

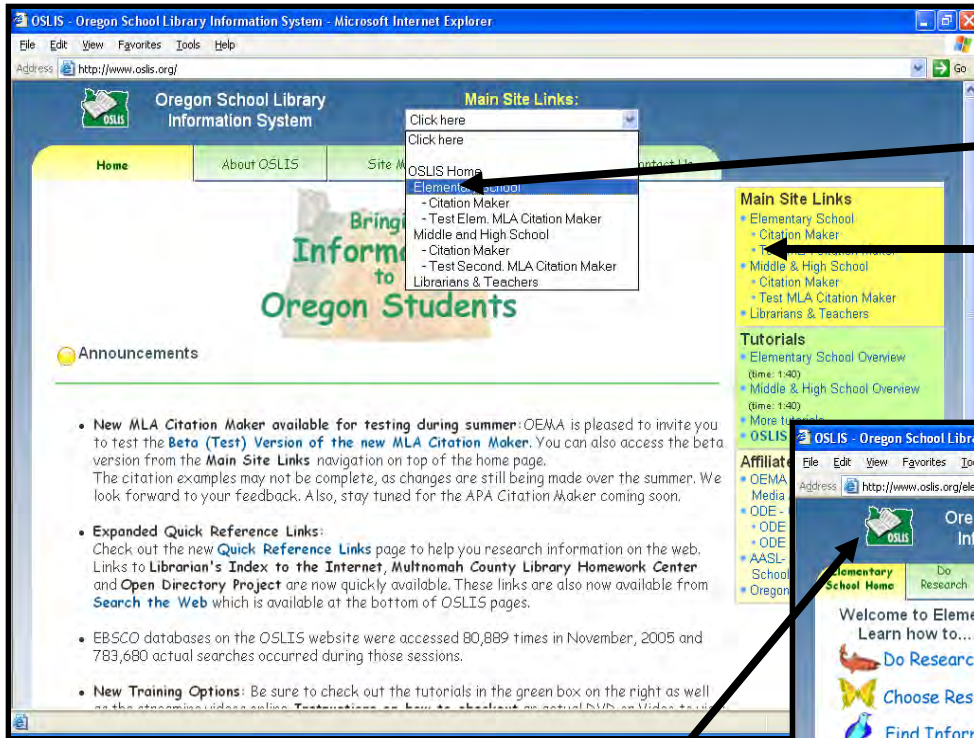
The Oregon School Library Information System is published with funds granted by the Oregon State Library under the Oregon State Library Services and Technology Act, State Administered Program, P.L. 104-208. For more information about OSLIS, contact osliswebmaster@oshschool.libraries.org

The Announcement Archive has the OSLIST listserv messages about OSLIS.

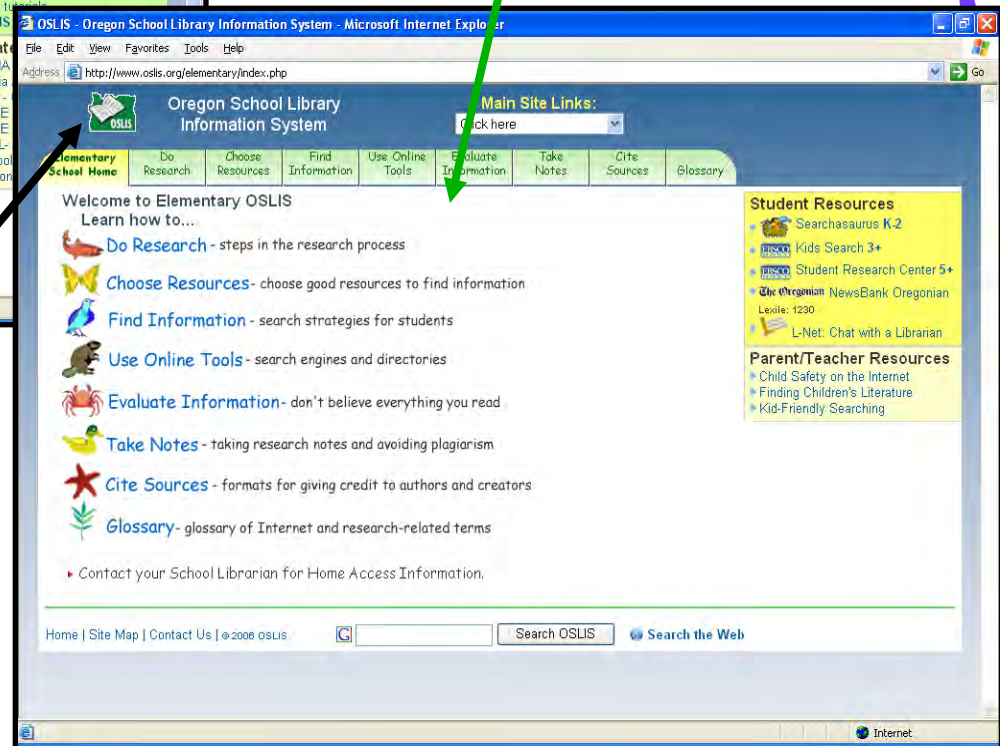
The **Search OSLIS** box will search the website for lessons/resources such as notetaking...(note taking), essential questions, presentations, collaboration.



Elementary Focus



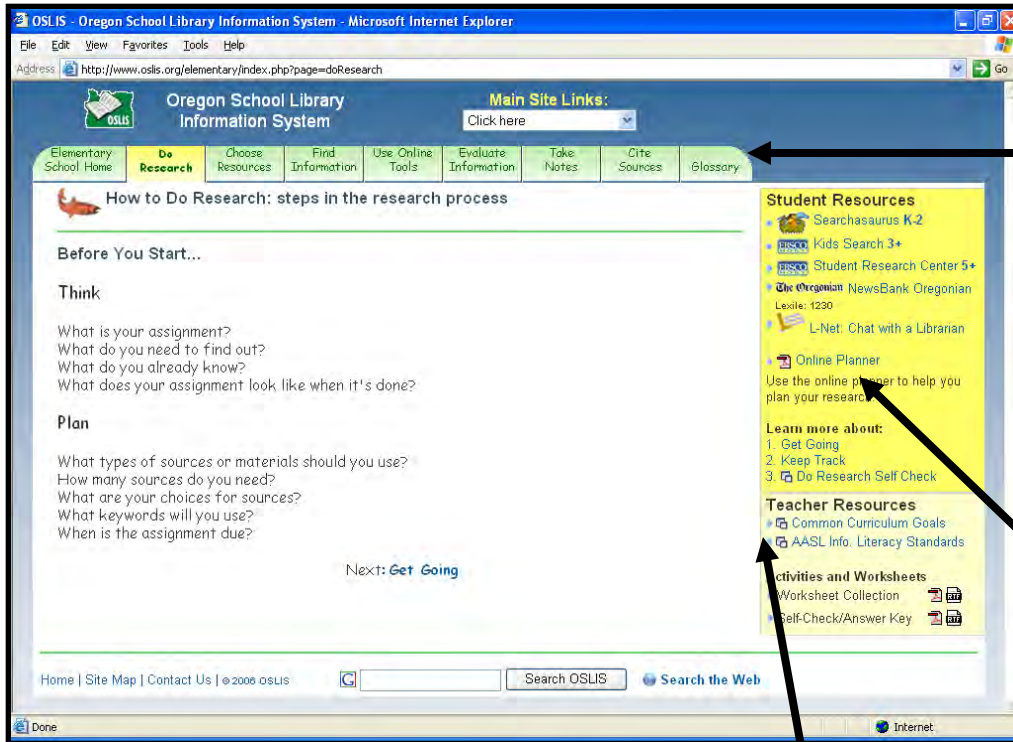

Use either the drop down box or the yellow box to access **Elementary Resources**



BTW The **map** at the top of the page always links back to the homepage.



Student Resources



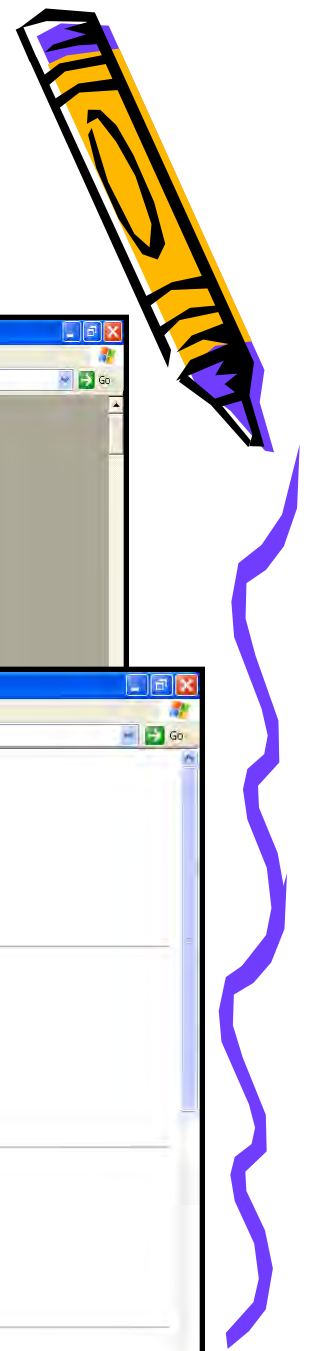
The tabs at the top include lessons, tutorials and quizzes in a variety of formats to help students in their search for information.

The links in the right box below L-Net go to an incredible wealth of teacher resources to support the Information Literacy topic on that tab.

Check these out!!!



Teacher Resource Examples



http://www.oslis.org/docs/onlineplanner.pdf - Microsoft Internet Explorer

File Edit View Favorites Tools Help

Address http://www.oslis.org/docs/onlineplanner.pdf

Online planner:
Fill out the information and then print this page.

THINK

Name:

Teacher:

Assignment title:

What is my assignment?

What is my essential question? [Question toolkit:](#) <http://www.fno.org>

What do I already know?

Done

files.rtf - Microsoft Internet Explorer

Table Go To Favorites Help

files.rtf

Use this to be sure that you choose an appropriate topic.

Your name

Make Your Case

First Choice

1. Why is your choice "eminent" or what is your essential question?

How to Do Research Self-Check - Microsoft Internet Explorer

File Edit View Favorites Tools Help

Address http://school.discovery.com/quizzes17/oslis/researchq.html

How to Do Research Self-Check

OSLIS Elementary

If you have any questions or concerns about this quiz, please contact the creator of the quiz.

Answer the questions below and then click "submit" to send your answers.

1. Before doing research, you should

Your answer:

- know what your assignment is
- decide what you need to find out
- figure out what you already know about the topic
- have an idea of what the end assignment should look like
- all of the above

2. When planning your research, you should

Your answer:

- think about the types of sources or materials to use
- know how many sources you need
- decide which keywords to use
- all of the above

3. To find information for your assignment, you should

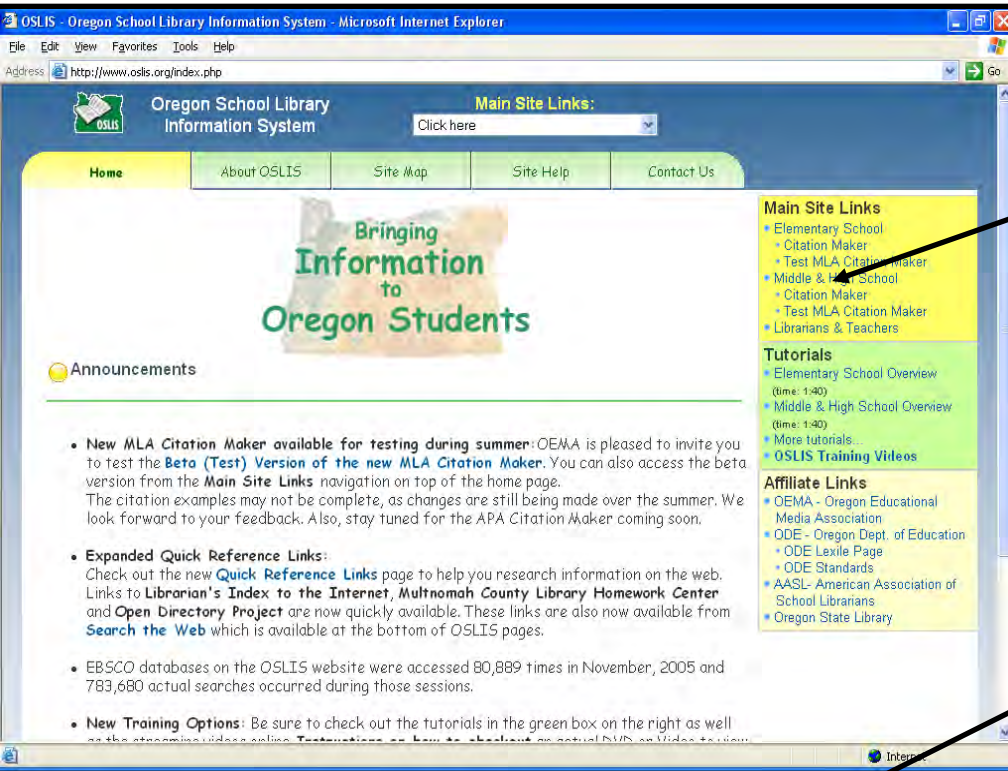
Your answer:

Done

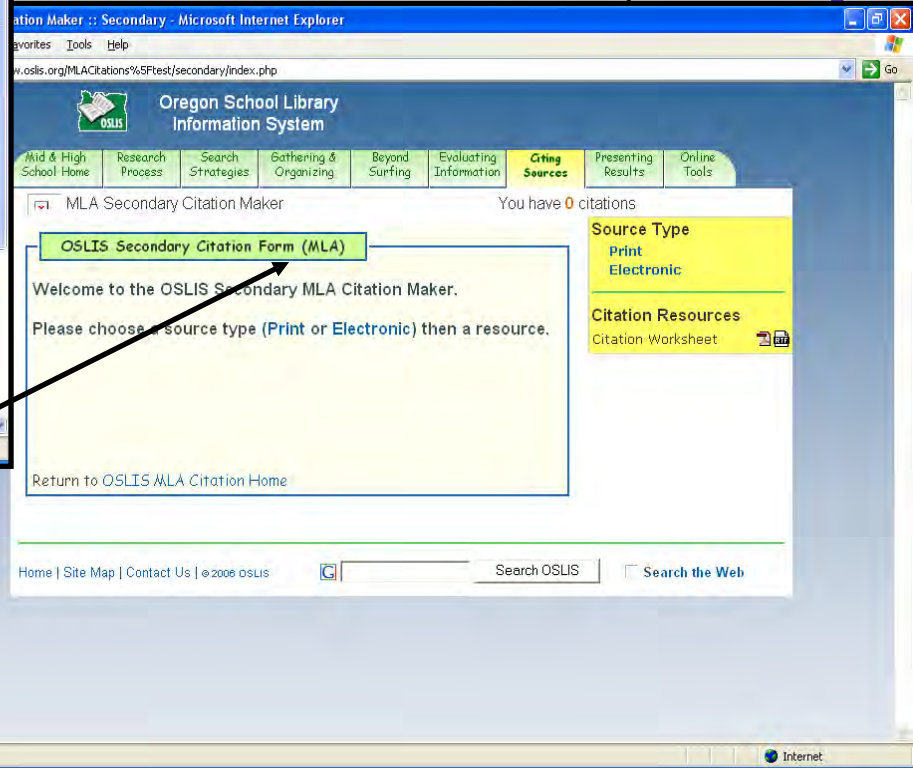
Internet



Bibliographies Made Easy!




Citation Maker allows users to create their bibliographies online with all the appropriate coding inserted automatically.



Available in MLA format on the elementary site and MLA/APA on the secondary site.



Be sure to print the **Citation Worksheet** for your students so they can write down their citations in the correct format and order. When they are ready to create their bibliography with Citation Maker, it will then be a simple task to type in the data.



http://www.oslis.org/docs/citewksht.rtf - Microsoft Internet Explorer

File Edit View Insert Format Tools Table Go To Favorites Help

http://www.oslis.org/docs/citewksht.rtf

Citation Worksheet

Print Encyclopedia:

Author (last name, first name) if given.	"Article Title."	Title of Encyclopedia	Edition year
			ed.
			ed.
			ed.

Electronic Encyclopedia on CD ROM:

"Article Title."	Title of Encyclopedia	Source	Publisher	Year
		CD-ROM		

Encyclopedia Article on the Web:

Author(s)	"Article Title."	Title of Encyclopedia	Date accessed	<URL>

Book:

Author(s)	Title of Book	City	Publisher	Year

Reference Book:

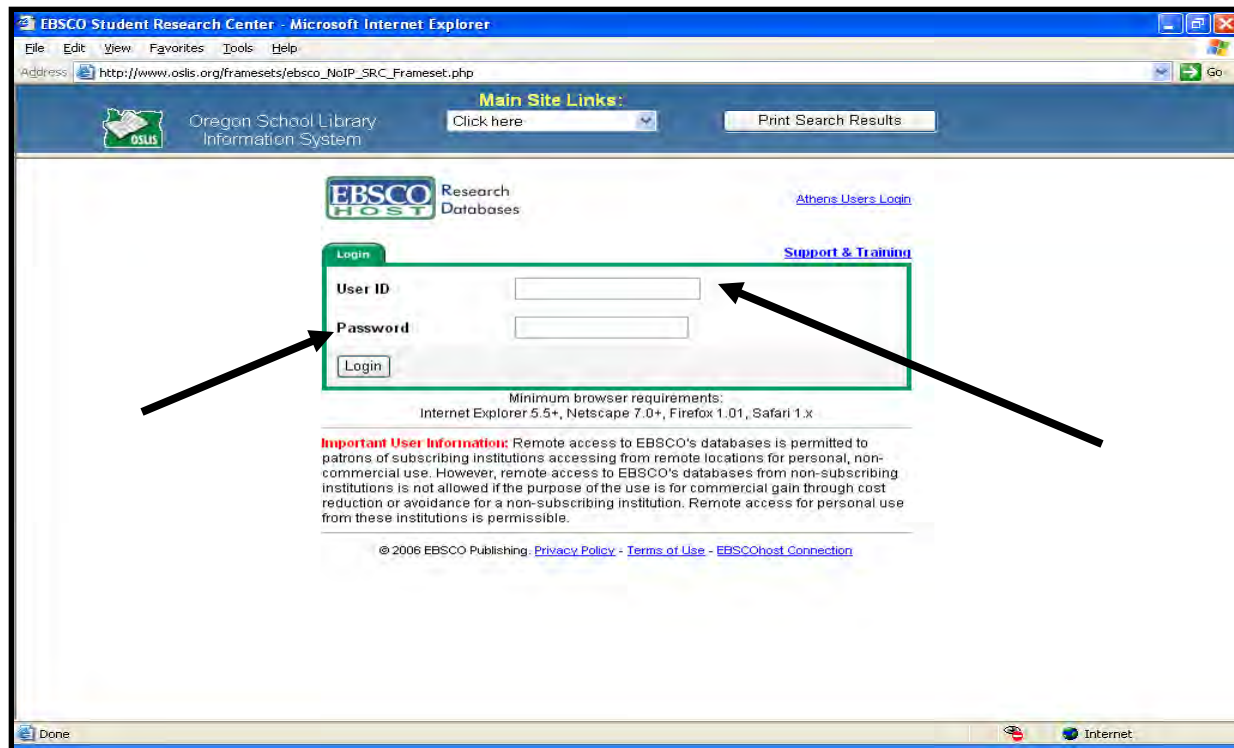
Author(s) or Editor(s)	"Chapter."	Title of Reference Book	City	Publisher	Year

Unknown Zone




OSLIS Online Resources

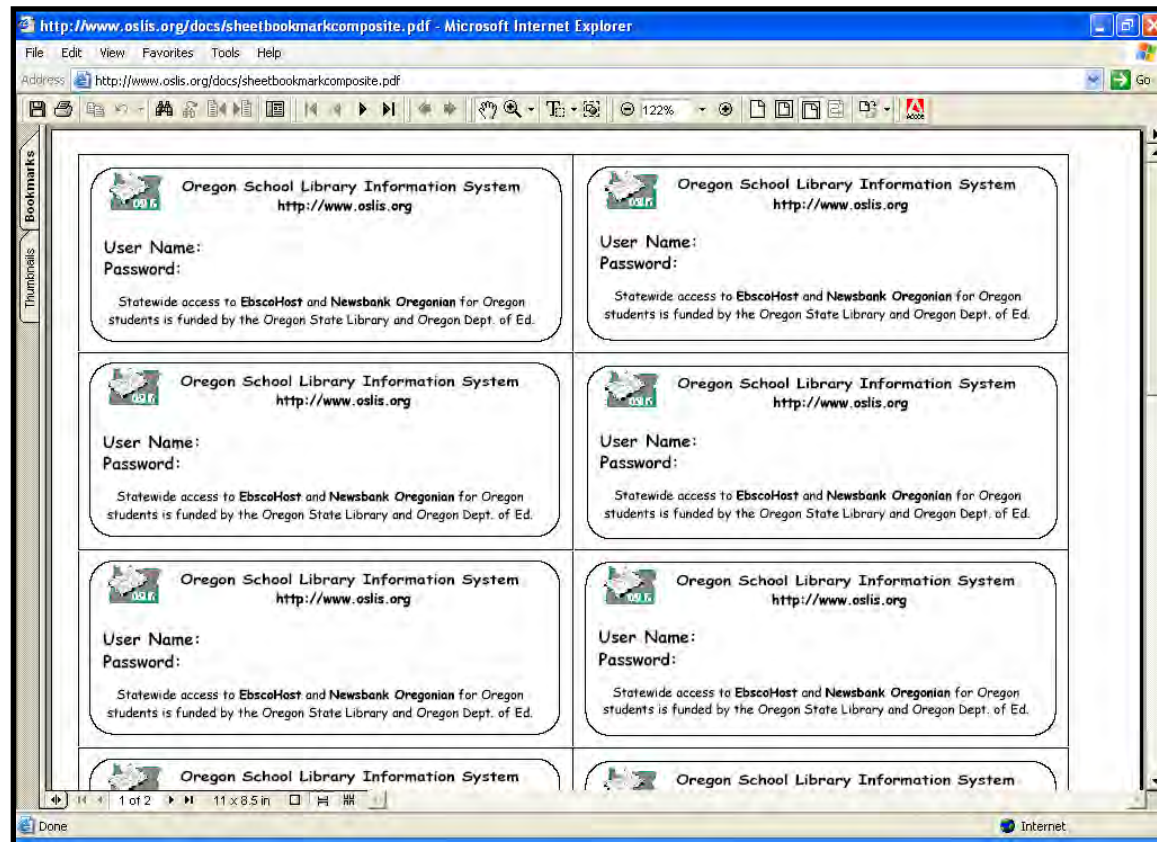
OSLIS provides you and your students online access **both at school and from home**. Be sure to check with your school library for your username and password for remote access.



The screenshot shows a web browser window titled "EBSCO Student Research Center - Microsoft Internet Explorer". The address bar shows "http://www.oslis.org/framesets/ebSCO_NoIP_SRC_FrameSet.php". The page features a blue header with the "OSLIS" logo and "Oregon School Library Information System" text. Below the header, there are "Main Site Links" including "Click here" and "Print Search Results". The main content area displays the "EBSCO HOST Research Databases" logo and a "Login" form. The form has two input fields labeled "User ID" and "Password", and a "Login" button. Two black arrows point to the "User ID" and "Password" fields. To the right of the login form, there are links for "Athens Users Login" and "Support & Training". Below the login form, there is a section for "Minimum browser requirements" and "Important User Information" regarding remote access. The footer contains copyright information for 2006 EBSCO Publishing and links to "Privacy Policy", "Terms of Use", and "EBSCOhost Connection".



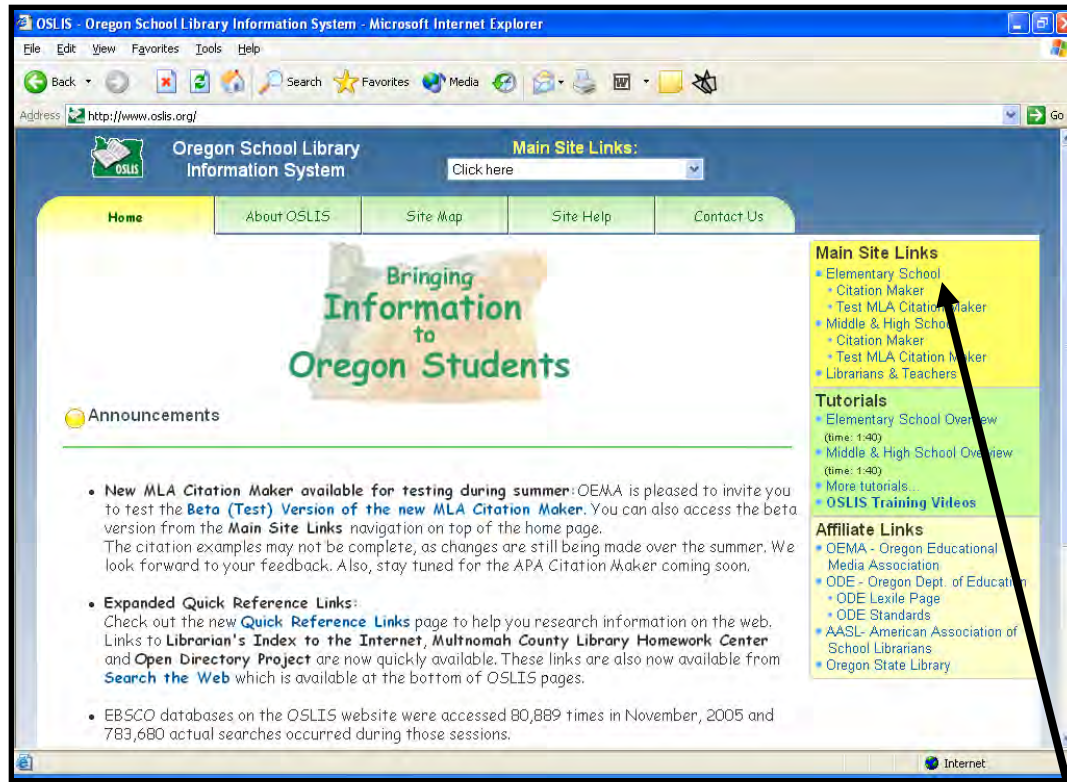
Bookmark masters are available on the OSLIS website. You just add your username and password then print!
Do not place this information on the web please!




Online Resources

Through a partnership between the [Oregon State Library](#) and the [Oregon Department of Education](#), all K-12 educators and students now have access to the same full menu of databases as students at Oregon's Academic Universities, Community Colleges, and Public Libraries through the OSLIS website.





Access online databases appropriate for K-5+ via the Elementary School Page link.



Select the database interface appropriate for your students from the list.

OSLIS - Oregon School Library Information System - Microsoft Internet Explorer

File Edit View Favorites Tools Help

Address <http://www.oslis.org/elementary/index.php>

Oregon School Library Information System

Main Site Links:

Elementary School Home Do Research Choose Resources Find Information Use Online Tools Evaluate Information Take Notes Cite Sources Glossary

Welcome to Elementary OSLIS
Learn how to...

- Do Research** - steps in the research process
- Choose Resources** - choose good resources to find information
- Find Information** - search strategies for students
- Use Online Tools** - search engines and directories
- Evaluate Information** - don't believe everything you read
- Take Notes** - taking research notes and avoiding plagiarism
- Cite Sources** - formats for giving credit to authors and creators
- Glossary** - glossary of Internet and research-related terms

Contact your School Librarian for Home Access Information.

Home | Site Map | Contact Us | ©2006 oslis Search OSLIS Search the Web

Internet

Student Resources

- Searchasaurus K-2
- Kids Search 3+
- Student Research Center 5+
- The Oregonian NewsBank Oregonian Lexile: 1230
- L-Net: Chat with a Librarian


Parent/Teacher Resources

- Child Safety on the Internet
- Finding Children's Literature
- Kid-Friendly Searching




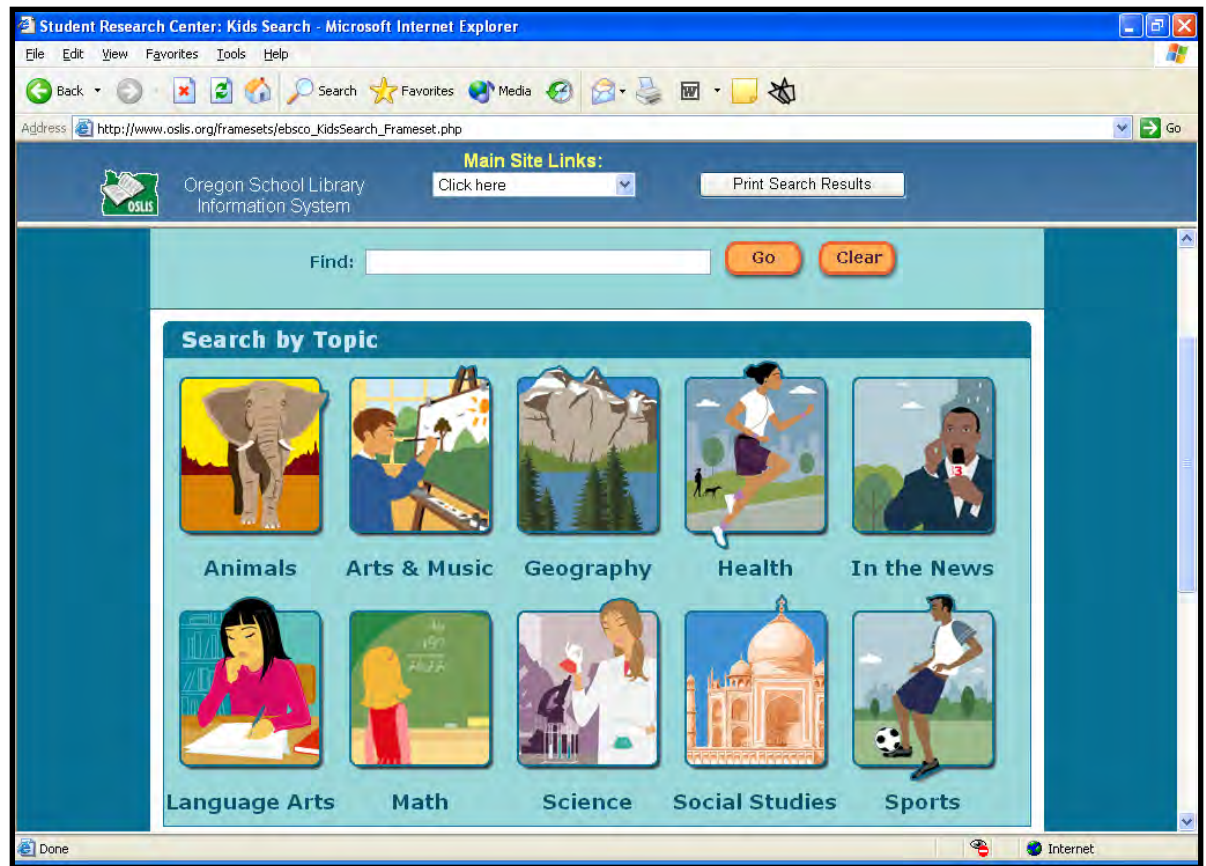
Searchasaurus K-2

The [Encyclopedia of Animals](#) is a great resource for those animal reports and the [Encyclopedia](#) and [Dictionary](#) are quick reference tools. Select [Primary Search](#) for information appropriate to K-2+ students.



Kids Search 3+

The **Kid Search** interface allows students to search by topic or to enter a search term.




Results can be sorted by the type of resource including State and Country Reports, Primary Documents and photos! They are sorted by relevance.

Lexile ranges are noted if given. Clicking on the number gives you a list of the grade level approximates.

The screenshot shows a web browser window titled "Student Research Center: Kids Search - Microsoft Internet Explorer". The address bar shows the URL "http://www.oslis.org/framesets/ebasco_Kids_search_Frameset.php". The page content includes a search bar with the text "thunderstorms" and buttons for "Go" and "Clear". Below the search bar, there are links for "Redo Search", "Add this search to folder", and "Display link to this search". A section titled "Filter results by:" contains several icons and labels: "All Results", "Magazines", "Newspapers", "Books & Encyclopedias", "Radio & TV News Transcripts", "State/Province Reports", "Primary Source Documents", and "Photos". Below the filters, there is a summary: "All Results: 1-10 of 1766", "Page: 1 2 3 4 5 Next", and "Sort by: Relevance". The search results list three items:

1. [Hector hated thunderstorms](#). Blackadar, Alfred K.. Weatherwise, Jan/Feb98, Vol. 51 Issue 1, p20, 1/4p; Reading Level (Lexile): **820**; (AN 185846)
[HTML Full Text](#) [Add](#)
2. [National Weather Service Watches and Warnings](#). World Almanac & Book of Facts, 2006, p143-143, 3/4p; Reading Level (Lexile): **990**; (AN 19230802)
[HTML Full Text](#) [Add](#)
3. [Early Warning](#). Weatherwise, May/Jun2006, Vol. 59 Issue 3, p17-17, 1/4p; Reading Level



To search by lexile range, you need to enter the **Advanced Search** from the initial Kid Search page, scroll down, then enter the lexile number or range. Be sure the **Full Text Box** is checked. Your students do not want to receive citations to resources they can not access!



EBSCO Student Research Center - Microsoft Internet Explorer

File Edit View Favorites Tools Help

Back Search Favorites Media

Address http://www.oslis.org/framesets/ebSCO_NoIP_SRC_Frameset.php Go

Main Site Links: Click here Print Search Results

OSLS Oregon School Library Information System

SEARCH BY TOPIC

- Arts & Media
- English & Language Arts
- Business
- Careers
- Current Issues
- Health
- History
- Math
- Science
- Social Studies
- Sports
- Technology

Include when searching: Check All Uncheck All

- Magazines
- Newspapers
- Reference Works & Encyclopedias
- Biographies
- Radio & TV News Transcripts
- Country Reports
- State/Province Reports
- Primary Source Documents
- Photos, Maps & Flags

Limit your results: Reset

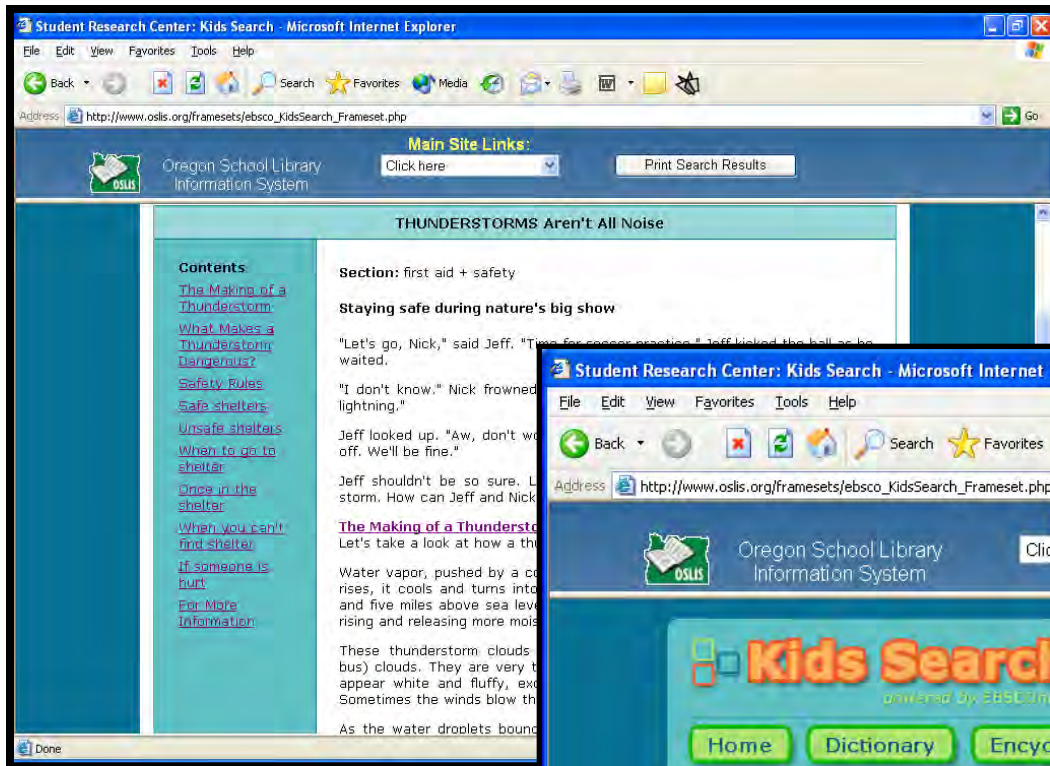
- Full Text
- Published Date Month Yr: to Month Yr:
- Lexile Reading Level All
- Lexile Reading Score

Top Searches

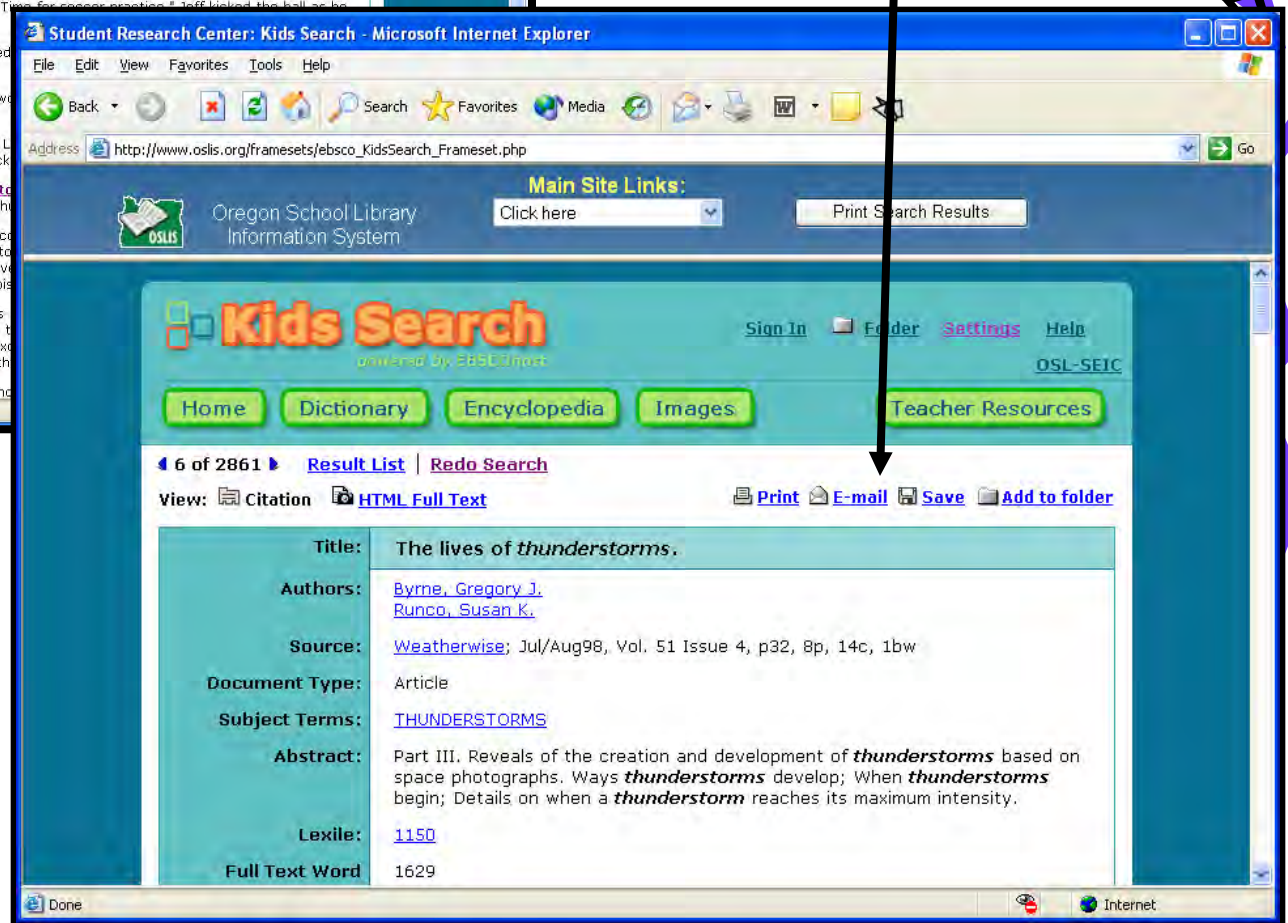
- Hurricanes
- Bill Gates
- President Bush
- Global Warming
- Immigration

Internet

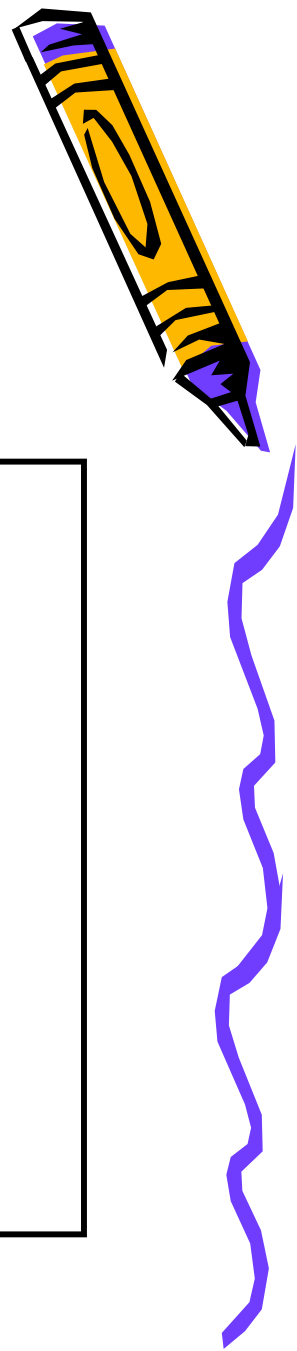




Articles can be printed, emailed or saved.



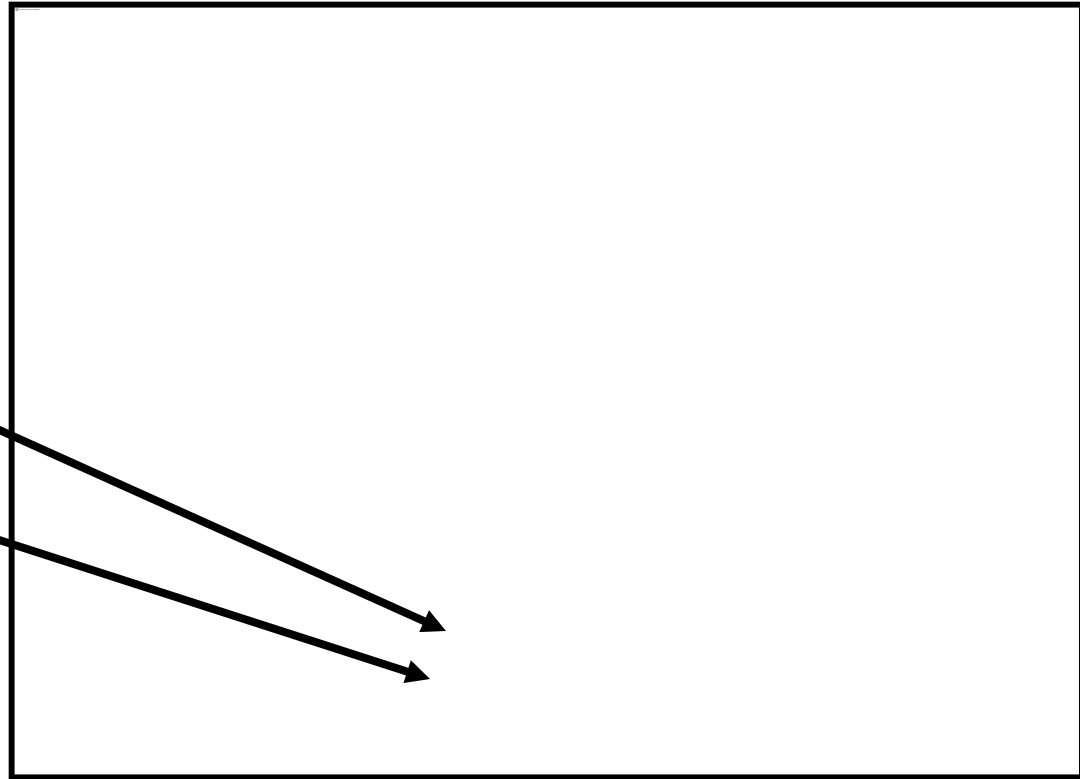
Student Research Center



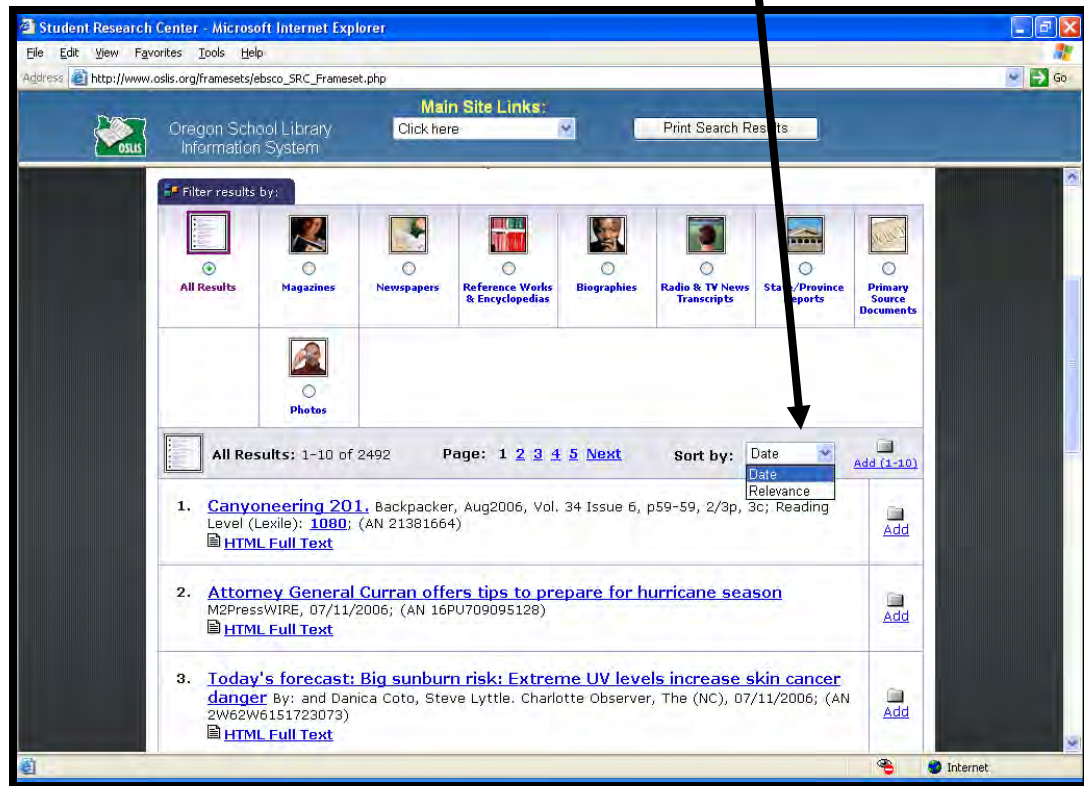
Very similar
to Kids Search but
at a higher level.

Be sure Full Text
is selected.

Lexile scores can
be entered here
from the main
search screen.



The results in [Student Research Center](#) are by DATE. You can switch this to relevance if that is more appropriate.



Student Research Center - Microsoft Internet Explorer

Address: http://www.oslis.org/framesets/ebSCO_SRC_Frameset.php

Main Site Links: [Click here](#)

Oregon School Library Information System


Filter results by:

- All Results
- Magazines
- Newspapers
- Reference Works & Encyclopedias
- Biographies
- Radio & TV News Transcripts
- State/Province Reports
- Primary Source Documents
- Photos


All Results: 1-10 of 2492 Page: [1](#) [2](#) [3](#) [4](#) [5](#) [Next](#) Sort by:

- 1. [Canyoneering 201](#). Backpacker, Aug2006, Vol. 34 Issue 6, p59-59, 2/3p, 3c; Reading Level (Lexile): **1080**; (AN 21381664) [HTML Full Text](#)
- 2. [Attorney General Curran offers tips to prepare for hurricane season](#) M2PressWIRE, 07/11/2006; (AN 16PU709095128) [HTML Full Text](#)
- 3. [Today's forecast: Big sunburn risk: Extreme UV levels increase skin cancer danger](#) By: and Danica Coto, Steve Lyttle. Charlotte Observer, The (NC), 07/11/2006; (AN 2W62W6151723073) [HTML Full Text](#)

Internet



EBSCO tutorials



EBSCO has short video tutorials to help you with specialized tools, creating folders, journal alerts, etc. These are found in OSLIS [Site Help](#), the [EBSCO](#) link, [Online Tutorials](#) or at <http://support.epnet.com/training/tutorials.php> then [Ebscohost](#) tutorials

The screenshot shows a Microsoft Internet Explorer browser window displaying the EBSCO Support website. The address bar shows the URL <http://support.epnet.com/training/tutorials.php>. The website has a blue header with the EBSCO SUPPORT logo and a search bar. Below the header are navigation tabs for KNOWLEDGE BASE, TRAINING, SUPPORT NEWS, CUSTOMER SUCCESS, and CONTACT US. The main content area is titled "Tutorials" and contains the following text: "Need a quick, efficient training tool? Our Macromedia Flash tutorials provide audio narration with matching text to guide users on how to make the most of EBSCO's most popular features. Most tutorials are under four minutes long." Below this text is a section titled "EBSCOhost Tutorials" with a list of 15 tutorials, each with a red lightning bolt icon and a runtime duration. The list includes: Basic Searching for Academic Libraries (3.4 minutes), Recherche de base en français (4.36 minutes), Búsqueda Básica para Bibliotecas Académicas (4.10 minutes), Búsqueda Básica para Bibliotecas Académicas Interactivo, Búsqueda Avanzada para Bibliotecas Académicas, Búsqueda Visual para Bibliotecas Académicas, Basic Searching for K-12 School Libraries (3 minutes), Basic Searching for Public Libraries (4 minutes), Basic Searching for Corporate Users (3.25 minutes), How to Create Search and Journal Alerts (3 minutes), Advanced Search with Single Find Field; Creating Search and Journal Alerts (3 minutes), Advanced Search with Guided Style (4 minutes), The My EBSCOhost Personalization Folder (3.45 minutes), Page Composer (3 minutes), and Visual Search (2.20 minutes). At the bottom of the list is a section for "EBSCOadmin Tutorials".

EBSCOhost Tutorials

- Basic Searching for Academic Libraries (runtime 3.4 minutes)
- Recherche de base en français (runtime 4.36 minutes)
- Búsqueda Básica para Bibliotecas Académicas (runtime 4.10 minutes)
- Búsqueda Básica para Bibliotecas Académicas Interactivo
- Búsqueda Avanzada para Bibliotecas Académicas
- Búsqueda Visual para Bibliotecas Académicas
- Basic Searching for K-12 School Libraries (runtime 3 minutes)
- Basic Searching for Public Libraries (runtime 4 minutes)
- Basic Searching for Corporate Users (runtime 3.25 minutes)
- How to Create Search and Journal Alerts (runtime 3 minutes)
- Advanced Search with Single Find Field; Creating Search and Journal Alerts (runtime 3 minutes)
- Advanced Search with Guided Style (runtime 4 minutes)
- The My EBSCOhost Personalization Folder (runtime 3.45 minutes)
- Page Composer (runtime 3 minutes)
- Visual Search (runtime 2.20 minutes)

EBSCOadmin Tutorials



Student Tutorials

Tutorials for [KidSearch](#), [Student Research Center](#) and the new [Visual Search](#) tab to use with students are also available at <http://support.epnet.com/training/tutorials.php> via [Product-Specific Tutorials](#).



The screenshot shows a Microsoft Internet Explorer browser window displaying the EBSCO Support website. The address bar shows the URL <http://support.epnet.com/training/tutorials.php>. The website has a blue header with the EBSCO SUPPORT logo and a search bar. Below the header, there are navigation tabs for KNOWLEDGE BASE, TRAINING, SUPPORT NEWS, CUSTOMER SUCCESS, and CONTACT US. The main content area is titled "Tutorials" and contains the following text:

Need a quick, efficient training tool? Our Macromedia Flash tutorials provide audio narration with matching text to guide users on how to make the most of EBSCO's most popular features. Most tutorials are under four minutes long.

[EBSCOhost Tutorials](#)

[EBSCOadmin Tutorials](#)

[Product-Specific Tutorials](#)

- Business Searching: [Basic Searching and Browsing](#) (runtime 2.5 minutes)
- CINAHL [Basic Searching](#) (runtime 3.5 minutes)
- CINAHL [Advanced Searching](#) (runtime 8.5 minutes)
- [Consumer Health Complete](#) (runtime 3.25 minutes)
- [Kids Search: Basic, Advanced and Teacher Resources](#) (runtime 3.10 minutes)
- [Online Reader Product](#) (runtime 3 minutes)
- [Student Research Center: Basic, Advanced, and Teacher Resources](#) (runtime 3.10 minutes)
- [Auto Repair Reference Center](#) (runtime 2.25 minutes)

A red lightning bolt icon indicates a Macromedia Flash Presentation - Download Flash.



Visual Search



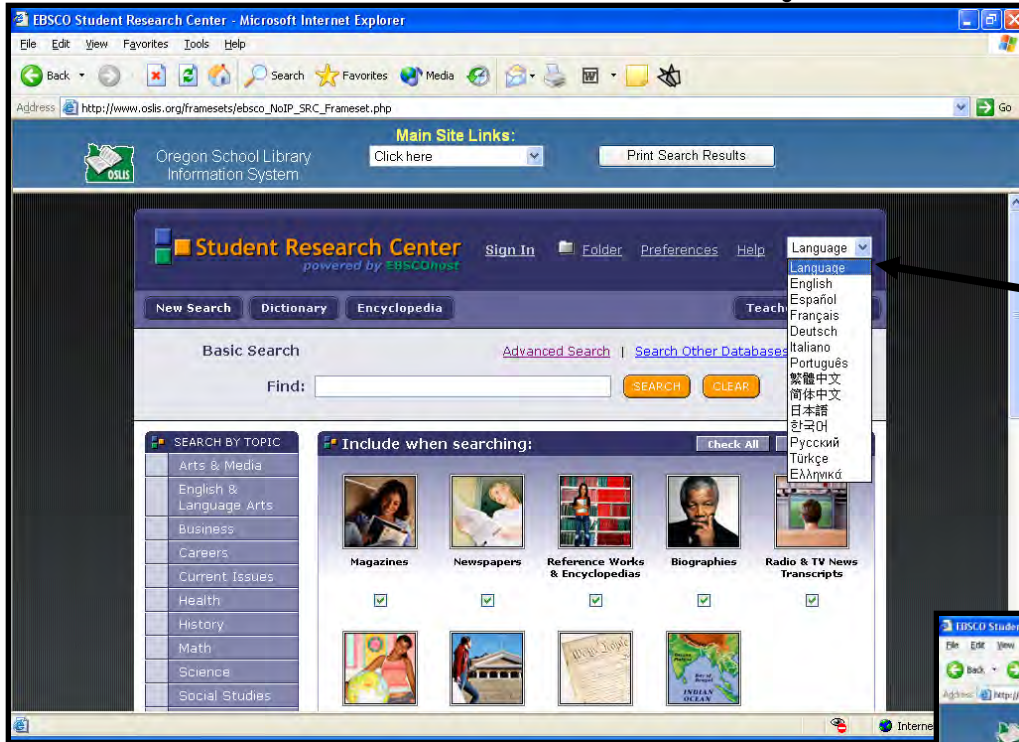
The screenshot shows the EBSCO Student Research Center interface in Microsoft Internet Explorer. The browser title is "EBSCO Student Research Center - Microsoft Internet Explorer". The address bar shows "http://www.osis.org/framesets/ebSCO_NoIP_SRC_Frameset.php". The page header includes "Oregon School Library Information System" and "Main Site Links: Click here" and "Print Search Results". The navigation bar has tabs for "Basic Search", "Advanced Search", "Visual Search", "Choose Databases", and "Select another EBSCO service". The "Visual Search" tab is selected. Below the navigation bar, there is a search bar with "Find: 'global warming'" and a "Search" button. The main content area features a "Visual Search" section with a circular map of results. The map shows various categories represented by colored circles and squares. A green box on the right side of the map contains the text: "EBSCOhost Visual Search is easy to use. Visual Search allows you to search conveniently across broad subjects, and then returns a visual map of results, organized by topic." Below this text, there are two bullet points: "Circles, which represent categories of results. Categories can include subcategory circles. Click on a circle (category) to explore its contents." and "Squares, which represent links to articles. Click on a square to load the article into this pane." At the bottom of the map, there is a note: "To move back (or up) in the map, click outside of a circle or square. Click on Top to view the entire map." The status bar at the bottom of the browser shows "Applet.com.grovis.product.ebsco.applet.EBSCOApplet started" and "Internet".

The Visual Search tab at the top of some databases has proven to be quite useful for student searching.

This will be rolled out in Student Research Center in the Fall of 2006.



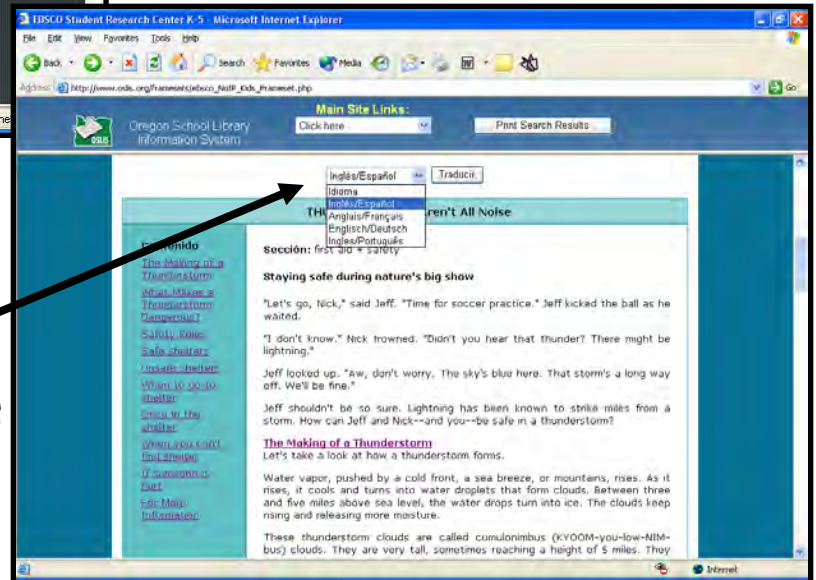
ESL options



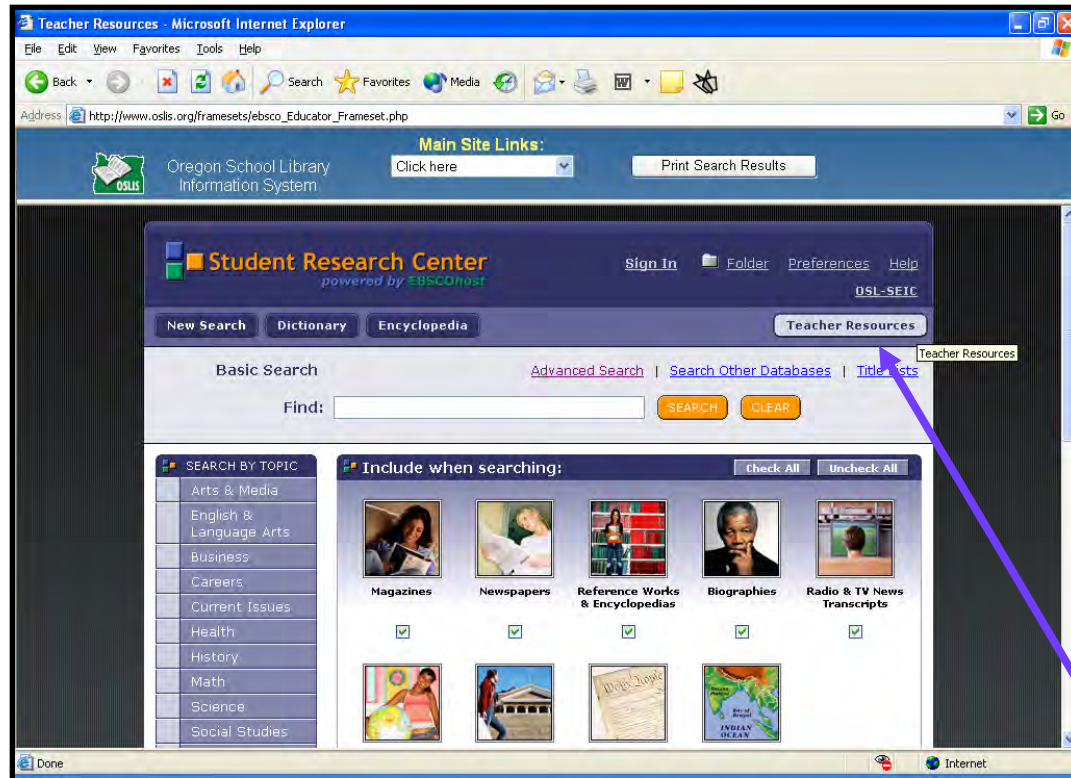
EBSCO interfaces can be translated into various languages.

The articles retrieved will be in English.

To translate the articles you must open the actual article and then select from the languages available.

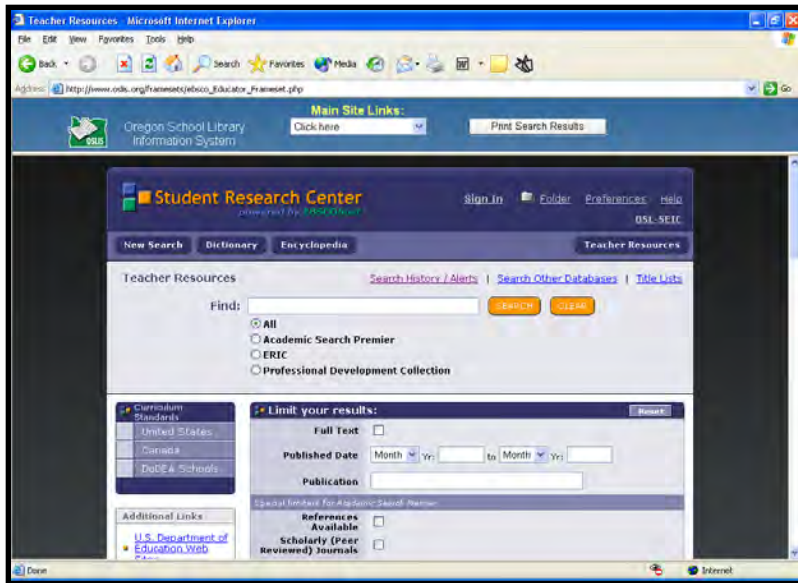


Professional Resources too!




Don't forget to use these resources for your professional needs too! Access appropriate databases via the Teacher Resources tab in KS or SRC or All Databases.

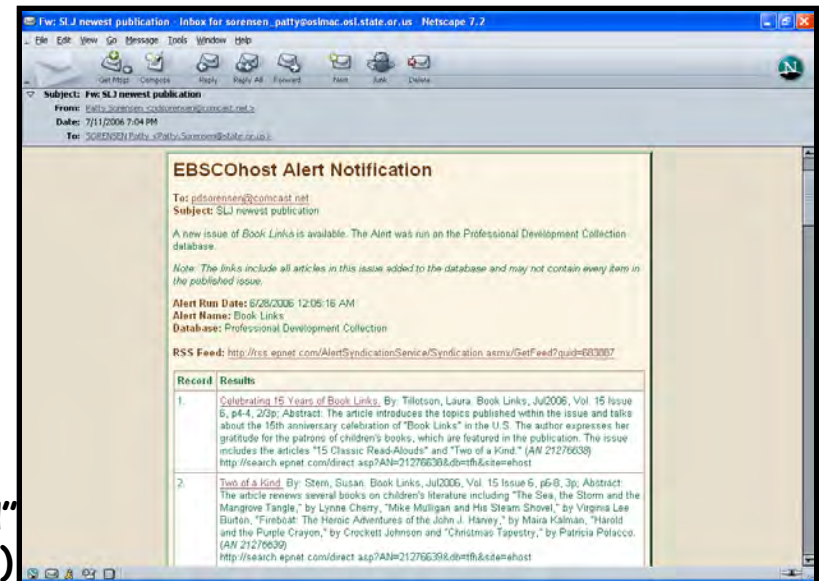




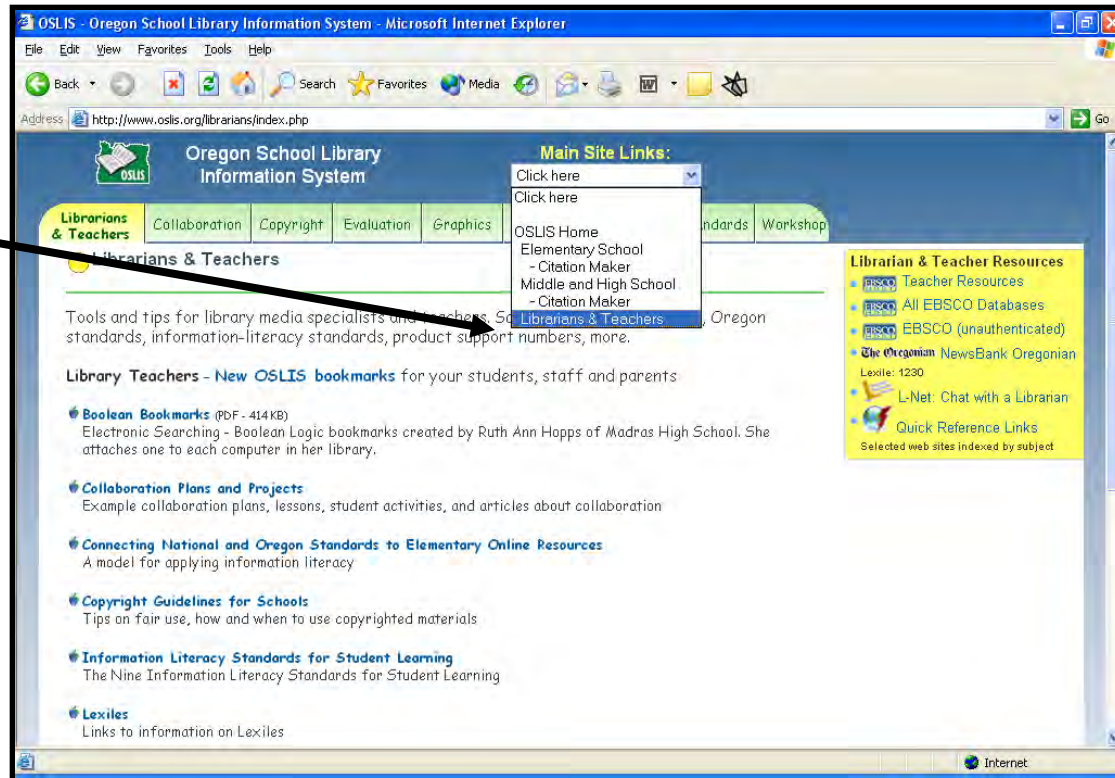

These search 100's of publications including ERIC for relevant information.



Journal Alerts can also be set up so when the newest issue is published, you receive an email with the contents hyperlinked. Check out the EBSCO tutorial/ ask your library staff to help help you with this feature. (Some articles may be "embargoed" or not full text for a short period.)




More Teacher Resources



The Librarian/Teacher Pages on OSLIS provide instructors with lessons, resources, etc. to help you support our students Information Literacy experiences.



Sample Elementary Lessons / Projects



OSLIS - Oregon School Library Information System - Microsoft Internet Explorer

File Edit View Favorites Tools Help

Back Search Favorites Media

Address http://www.oslis.org/librarians/index.php?page=teachCollaboration

Steps to Collaborative Teaching (PDF - 67 KB)
Reprinted by permission of Wisconsin Library Association from "Steps to Collaborative Teaching," Rhonda Butt and Christine Jameson, *Linking Wisconsin's School Libraries and Classrooms: A Guide for Integrating Information and Technology Literacy*, pp. 19-32 © 2000 Wisconsin Library Association.

Elementary

JoAnn Klassen, Cedaroak Park School, West Linn-Wilsonville SD
[Collaboration Plan](#) (joann_plan.rtf)
[Boolean Terms Worksheet](#) (booleanterms.gif)

Jan Peterson-Terjeson, Pendleton SD
[Caldecott Award Medal Books](#) Worksheet (caldecott.rtf)
[Newbery Award Medal Books](#) Worksheet (newbery.rtf)
[Author Research Worksheet](#) (author_research.rtf)
Related Resource: [Literature Learning Ladders](#) -
6 Steps to Great Literature-Technology Connections
[Practice Searching with Boolean Operators](#) Activity (practice_srch.rtf)
[Truncation and Boolean Operators](#) Activity (trunc_and_bool.rtf)
Grade 3 - [Our Solar System: Planets](#) Lesson and Worksheets (lp_solansystem.rtf)
Grades 3/4 - [All in an Astronaut's Day](#) Lesson and Worksheets (lp_astronauts.rtf)
Grade 5 - [Adopt - A - State Packet](#) Research Unit (adopt_a_state.rtf)


Char Wisely, Abraham Lincoln School, Medford SD
[Collaboration Plan](#) (char_plan.rtf)
Grade 4 - [Oregon Trail Research Report](#) (gr4_ore_trail.rtf)
Grade 5 - [Explorers Research Report](#) (gr5_explorers.rtf)
Grade 6 - [Social Studies Research Report: Aztec, Inca, and Maya](#) (gr6_socstudies.rtf)

Cheryl Young, Highland School, Reedsport SD
[Collaboration Plan](#) (cheryl_plan.rtf)

Done Internet



More Lexile Resources



OSLIS - Oregon School Library Information System - Microsoft Internet Explorer

File Edit View Favorites Tools Help

Back Forward Stop Home Search Favorites Media Print Mail Stop

Address http://www.oslis.org/librarians/index.php?page=teachLexiles Go

OSLIS Oregon School Library Information System Main Site Links: Click here

Librarians & Teachers Collaboration Copyright Evaluation Graphics Help **Lexiles** Links Standards Workshop

Lexiles

Lexiles Oregon Department of Education Lexiles

Ways to Apply Lexiles Three Ways to Apply Lexiles to EBSCO Databases

Reading Grade-Level Provided with the permission of Harcourt Achieve

Librarian & Teacher Resources

- Teacher Resources
- All EBSCO Databases
- EBSCO (unauthenticated)
- The Oregonian NewsBank Oregonian Lexile: 1230
- LNet: Chat with a Librarian
- Quick Reference Links Selected web sites indexed by subject

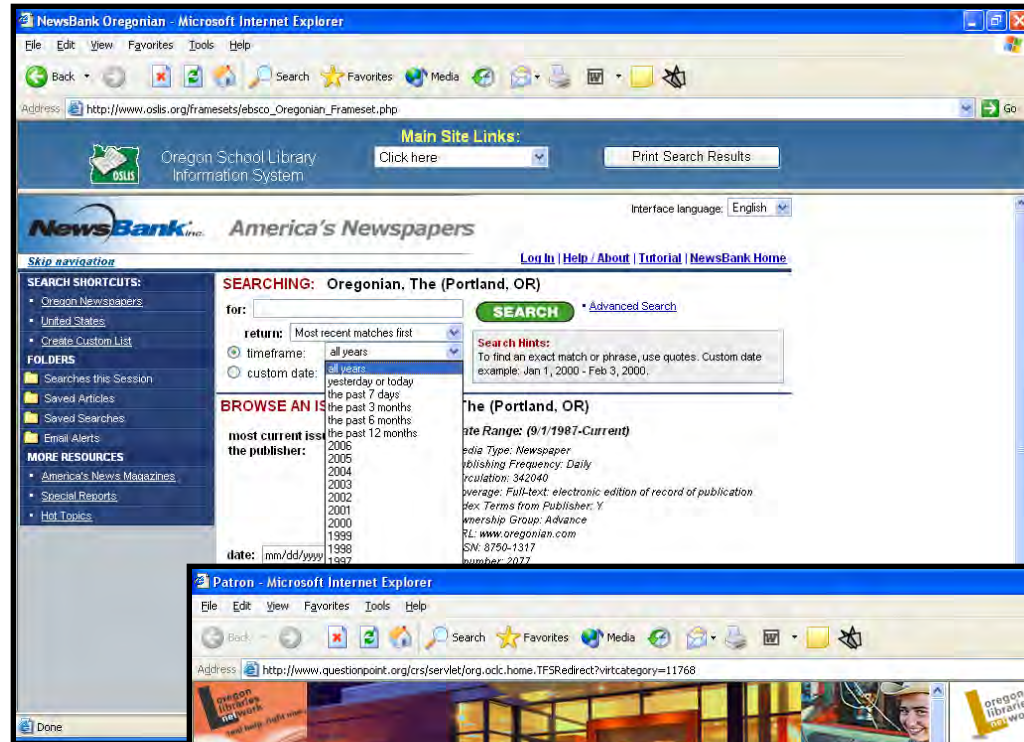
Home | Site Map | Contact Us | ©2006 OSLIS Search OSLIS Search the Web

Done Internet

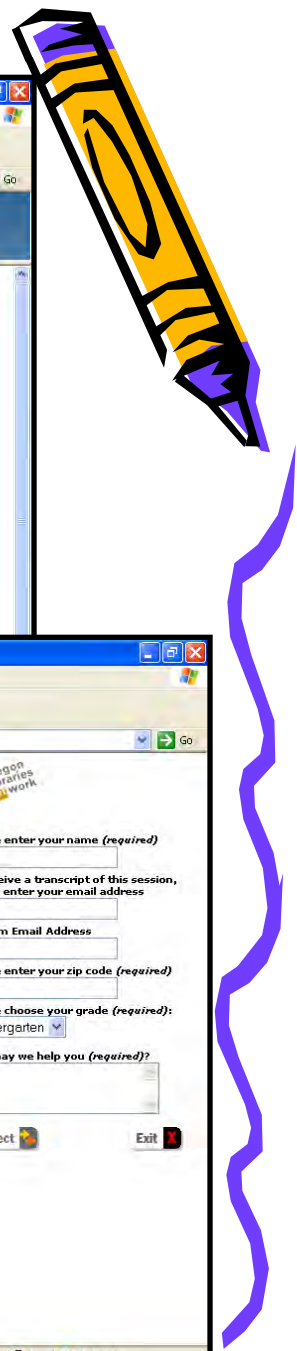
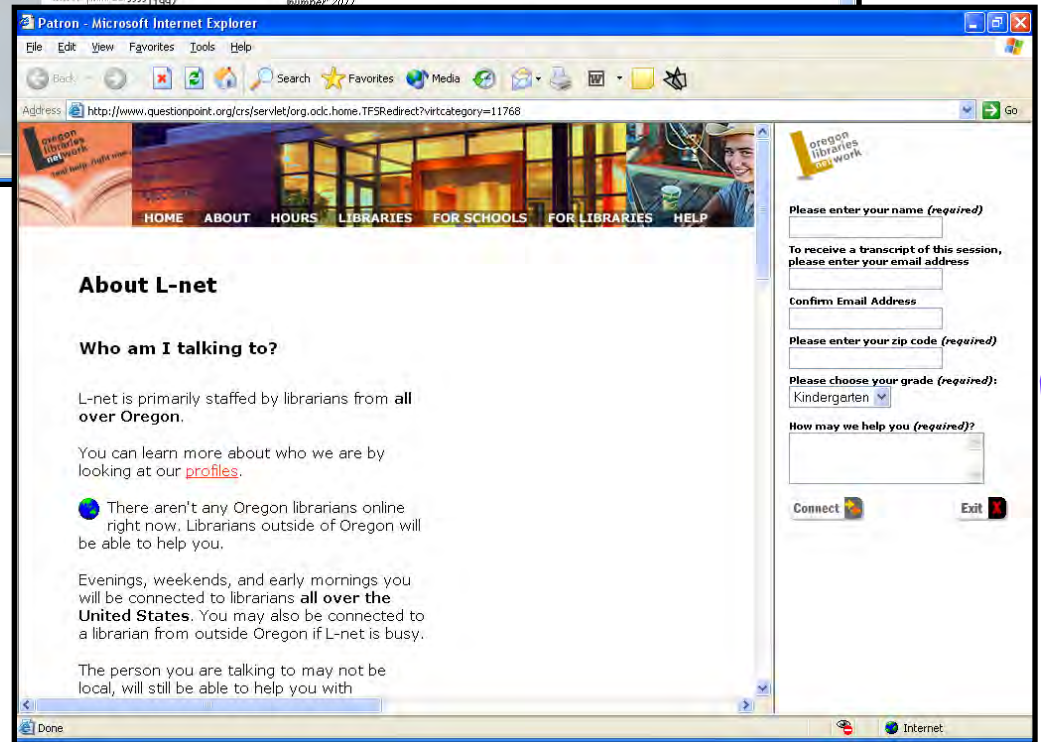
More information about Lexiles is also located here including a comparison of Lexiles and some other reading measurement tools.



The OSLIS website also provides you with access to the **Oregonian** full text from 1988



and **L-Net** which is an online reference service available 24/7 for all Oregonians.





K-5 OSLIS Resources

<http://www.oslis.org>

Fall 2006

